

B-ACTIVE sit-stand desks



FEATURES

- Telescopic frame
- Equipped with two motors
- Column type – DOWN version
- Lifting columns with anti-collision protection
- Height adjustment button with memory function

QUALITY STANDARD

- IEC 60335-1:2010+A1+A2
- EN 60335-1:2012+A11+A13
- IEC61000-3-3
- IEC61000-3-2
- EN55014-1: 2017
- EN55014-2:2015 (Category 1)
- EN61000-3-3: 2013
- EN61000-3-2: 2014
- Part 15 B, ICES-003 Issue 6
- UL962:2014 Ed.4+R:07Jul2017
- CSA C22.2#68:2009 Ed.7+U1;U2;U3
- Cisp14-1:2016
- Cisp14-2: 2015 (Category I)

TECHNICAL INFORMATION

Desktop

- 25 mm MFC (melamine) with 2 mm ABS edging;
- With or without a cut-out for grommet and wire management;
- With or without a scallop for wire management.

Adjustable telescopic frame

- Main strut steel L shape: 43x30x730 mm;
- Side support steel L shape: 56x30x440 mm;
- Adjustment range - 400 mm;
- Powder coated metal, matches the colour of columns and feet.

Lifting columns

- Two (2) level columns;
- Anti-collision feature;
- Two motors;
- Soft start and soft stop;
- Lifting speed: up to 30 mm/ sec.

Types of columns



Two (2) level column

- Stroke length: 470 mm;
- Rectangular tube dimensions: 40x60, 50x70 mm;
- Lifting capacity: 80 kg;
- Glide system prevents desk columns from possible paint scratches;
- Powder coated metal, matches the colour of frame and feet.

Types of feet

Type F



- Metal sheet 600x75x20 mm with welded profile for stability;
- Plastic feet with height levelling (+10 mm);
- Powder coated metal; matches the colour of frame.

Type G



- Metal sheet 630x60x20 mm with welded profile for stability;
- Plastic feet with height levelling (+10 mm);
- Powder coated metal; matches the colour of frame.

Height adjustment button



- Sit/Stand memory positions.

ELECTRICAL SPECIFICATION

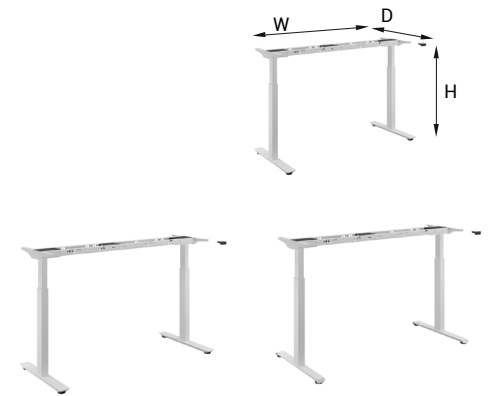
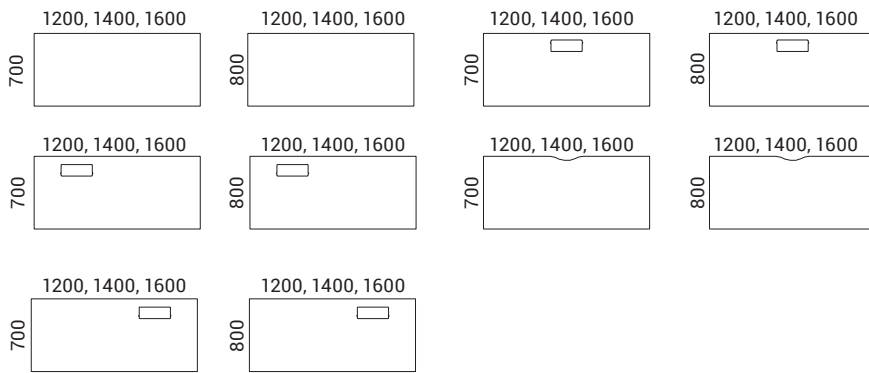
Electronic data power unit

- Input: 100-240 VAC;
- Frequency: 50/60 Hz;
- Power Plug: 2-pol; EU, UK, CH, US;
- Energy consumption: standby 0,05 W;
- Operating Cycle: 1 minute on, 9 minutes off.

GUARANTEE

- 5 years, except the electrical parts (2 years)

RANGE




W 1002/1202/1402
D 600
H 680 - 1150

W 1002/1202/1402
D 630
H 680 - 1150

Must be ordered

(for desktops with cut-out)



Metal grommet:
317x119, H=27 mm

Optional



Cable trays



Power socket blocks



Cable ducts



Screens



Felt-lined metal
drawer with lock