

# sedus



## Add-on and side tables

*Product overview*



# Who we are and what we do



Sedus Stoll AG was founded in 1871 and is one of the leading European manufacturers of office solutions. The product range includes seating furniture, such as swivel and visitor chairs, as well as office, conference and contract furniture - all "Made in Germany".

The company headquarters is located in Dogern on the High Rhine in southern Germany. Another production site is in Geseke, North Rhine-Westphalia. Sedus is a company with a long tradition and 150 years of company history that has repeatedly set standards - in terms of ergonomics, manufacturing processes and sustainability. As a synonym for innovation, technology and aesthetics, Sedus constantly enriches the "office world" with new product ideas and contemporary concepts. Sedus puts a strong focus on current trends and changes in the world of work. New organisational structures and forms of work require flexible, aesthetic furnishings and custom-made solutions that enhance collaboration, communication and movement. A particular emphasis is placed on the health and well-being of the users.

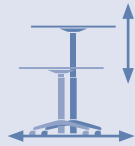
For further information, please visit [www.sedus.com](http://www.sedus.com).

With our solutions, we support people in expressing their genius at work.



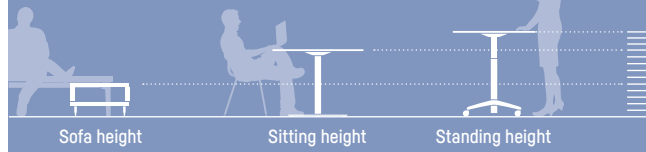
# Add-on and side tables

**Flexible,  
mobile,  
adjustable**



Lifting tables with castors optimally support **agile working styles**

Tables with **different heights**



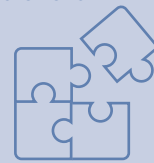
**Many shapes,  
many possibilities**

The right table for every situation



**Perfect  
addition**

Due to the **universal portfolio from Sedus**, the add-on and side tables are the perfect complement to the writing tables and desks



**Stable  
stand**

In areas in which tables have a fixed place, a heavy trumpet foot ensures stability



**Legroom** means

**freedom of movement**



Tables with one central foot offer freedom of movement



top: meet table bistro table at sitting height

left: se:assist height-adjustable sitting/standing table with castors

right: meet table at sitting height with a star base

right: sweetspot table at sofa height

## ADD-ON AND SIDE TABLES

# Tables for every occasion

It doesn't always have to be the classic desk: Sometimes you just need a table that will fit into a small niche, that can be used as a practical storage surface or one that can be flexibly and quickly moved. To make sure that the right table is available for every occasion, Sedus offers a wide range of add-on and side tables. Compact and spacious, round and square, low and high: A variety of shapes and designs makes it possible to complement any sitting area with the right table.



**Tables at sofa height**  
for reception and lounge areas



**Tables at sitting height**  
for lounge, bistro and cosy workspaces



**Tables at standing height**  
for intermediate areas, bistro and  
cosy workspaces



**Tableau tables**  
for temporary workstations in  
intermediate and lounge areas



## TABLES AT SOFA HEIGHT

# Everything at hand

In reception areas, cosy lounge corners or niches, side tables are particularly important as spaces to put things down. The low height is ideal for putting drinks or documents down for a short time. Side tables complement the overall appearance and create a harmonious atmosphere in any room, even if, for example, it is furnished with decorative elements.



top left:  
sweetspot table at  
sofa height with a star base

top right:  
se:works side table  
at sofa height

bottom left:  
sopha table  
with adjustable legs

bottom centre:  
sweetspot table at  
sofa height with a star base

bottom right:  
height-adjustable  
se:works assistant





se:works side tables  
are also available with  
cosy wooden legs



### sopha table

- Height: 425 mm
- With a storage compartment
- Adjustable legs



**sweetspot table**

- Height: 425 or 435 mm
- Table top: circular or square
- Star base



**se:works side table**

- Height: 380 mm
- Three widths
- Adjustable legs in aluminium or wood



**se:works assistant**

- Height: 470–775 mm (adjustable)
- Table top: circular
- Slim star base
- Compact size





top: se:works table with a trapezoidal table top with a trumpet foot; in the background meet table bistro table at sitting height

bottom left: meet table at sitting height with a star base

bottom right: se:works table with a trumpet foot



# Sitting together made easy



The meet table and se:assist products are ideal for a small get-together, as bistro or work tables. They invite people to get together spontaneously. Depending on the requirements, round, square or trapezoidal table tops are available. The functional design with a trumpet foot or star base allows for generous legroom.



### se:assist add-on table

- Height: 740 mm
- Table top: circular bevelled
- Round trumpet foot
- Ideal as an extension of the desk
- Matches any desk due to a wide variety of colours and surfaces

For height-adjustable desks, an additional spacer is available for the foot. It ensures that a safety clearance of at least 25 mm between the table top of the extension table and the desk is maintained.



### se:assist

- Height: 740 mm
- Table top: circular
- Trumpet foot



### meet table

- Height: 680, 690, 730 and 740 mm
- Table top: circular or square
- Star base with glides

Over 30 colours and wood decor patterns are available for most desktops.



### se:assist boat-shaped

- Height: 740 mm
- Table top: boat-shaped
- Round trumpet foot



### se:works table with a trapezoidal table top

- Height: 680 mm
- Table top: trapezoidal
- Square trumpet foot



## TABLES AT STANDING HEIGHT

# Perfectly placed

Would you like to get together and have a moment to share your ideas? It is not a problem with the tables at standing height. Whether used as a regular meeting place or for spontaneous discussions, high tables promote more movement and are ideal for short team meetings. In case things do take longer, bar chairs or leaning aids provide a seating option.



### meet table (foldable)

- Height: 1120 and 1130 mm
- Table top: circular
- Foldable to save space
- Optional: connecting panel for quick table extension



top: meet table  
bistro table with  
a star base

bottom: se:assist  
height-adjustable  
sitting/standing table  
with castors



#### meet table

- Height: 1110 mm
- Table top: circular or square
- Star base



#### se:assist

- Height-adjustable: 720 – 1160 mm
- Adjustable with gas spring
- Table top: circular
- Stable trumpet foot



#### se:assist

- Height-adjustable: 740 – 1180 mm
- Adjustable with gas spring
- Table top: circular or square
- Star base with castors





The mobile single tables of the se:works assistant extend the scope of the sofa. The flat frame base makes it easy to move around. Thanks to an integrated gas lift the height can be freely adjusted.



## TABLEAU TABLES

# The smallest workstation



With their compact dimensions, the tableau tables fit into small corners or serve as a perfect complement to armchairs and sofas. They offer enough space to put something down and, at the same time, take up very little space. As temporary workstations, the se:works assistant and sweetspot side tables can also be easily moved and rearranged as needed.



### se:works assistant

- Height-adjustable: 470–775 mm
- Table top: circular
- Compact size




















### sweetspot side table















- Height: 680 mm
- Star base with glides
- Table top: circular Ø 400 mm
- The leg frame makes it possible to sit very close to the seating furniture



# Countless possibilities

1. Table top shapes	Circular						
							
2. Frame	fixed round trumpet foot	lifting <sup>1</sup> round trumpet foot	lifting <sup>1</sup> star base with 3 legs	fixed star base with glides	lifting <sup>1</sup> star base with castors <sup>2</sup>	fixed adjustable legs	fixed star base with glides
3. Height in mm							
 Sofa height				425 435			
 Sitting height	680 (only for ø 1000, 1200) 740	720–1160	470–775	680 690 730 740	740–1180		680
 Standing height						1110 1120	
4. Table top size in mm							
	ø 800 ø 900 ø 1000 ø 1200 ø 1400 ø 1600	ø 800 ø 900 ø 1000	ø 500	ø 700 ø 800 ø 900 (only for the heights: 680, 690, 730, 740)	ø 800 ø 900	ø 600 ø 700	ø 400
5. Accessories							
Power and data cabling	•	-	-	-	-	-	-
Cable tray (650 mm)	-	-	-	-	-	-	-
6. Leg frame colours							
	white white aluminium black	white white aluminium black	white black	white white aluminium black chrome-plated polished (only for the heights: 730–1120)	white white aluminium black polished	chrome-plated	white white aluminium black chrome-plated
7. Surface colours							
Sedus veneer and melamine collections	•	•	only pure white or black	•	•	•	only pure white
8. Table series							
	se:assist, se:works table	se:assist	se:works assistant	sweetspot table, meet table	se:assist	meet table	sweetspot side table



Semi-circular (add-on table)	Boat-shaped	Trapezoidal	Angular / square			
						
fixed	fixed	fixed	fixed	lifting <sup>1</sup>	fixed	fixed
round trumpet foot	2 round trumpet foot	square trumpet foot	star base with glides	star base with castors <sup>2</sup>	adjustable legs	adjustable legs
			425 435		380	425
740	740	680	680 690 730 740	740-1180		
			1110 1120			
∅ 1000 (800) <sup>4</sup> ∅ 1100 (900) <sup>4</sup> ∅ 1200 (1000) <sup>4</sup>	2000 x 1000 2400 x 1200	1000 x 559/615	700 x 700 <sup>3</sup> 800 x 800 <sup>3</sup> 900 x 900 <sup>3</sup> (only for the seat height)	800 x 800 <sup>3</sup> 900 x 900 <sup>3</sup>	650 x 640 1300 x 640 1950 x 640	700 x 700
•	•	-	-	-	-	-
-	•	-	-	-	-	-
						
white white aluminium black	white white aluminium black	white black	white white aluminium black polished	white white aluminium black polished	white black polished wood (natural/ black/white beech, natural oak)	stainless steel
•	•	•	•	•	•	only pure white
se:assist	se:assist	se:works table	sweetspot table, meet table	se:assist	se:works side table	sopha table

<sup>1</sup> max. load capacity 18 kg

<sup>2</sup> two of the castors lockable, for soft or hard floors

<sup>3</sup> with a rounded corner as an option

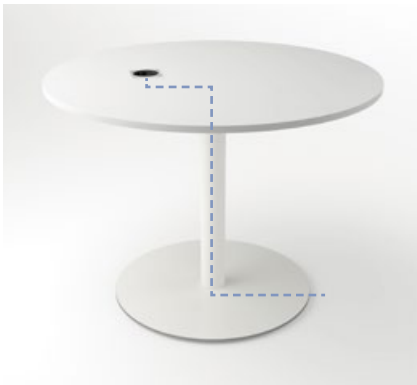
<sup>4</sup> Extension dimensions

# Options and accessories



## Power and data cabling

The se:assist tables at sitting height can be optionally equipped with power and data cabling. The cable is guided through the column and can be guided out below the base plate and connected to the available power supply. The round grommets allow the cables to be guided through the table top and have a diameter of 70 mm. A spacious cable tray is available as an option for large tables with boat-shaped table tops.



The cable runs to the table top through the leg column.



## Rounded corners

The square se:assist table top can be ordered with rounded corners as an option.



## From a single table to a large counter

Using the over easy connecting panels, two or three meet table folding tables can be turned into larger table areas in a matter of moments.



VARIATION AND DIVERSITY

# Individually tailored

Whether classic, elegant or cosy: The add-on and side tables are available in a wide variety of colours for the table top and leg frame, which can be combined to suit the area of application and individual preferences.



## Surface colours

Over 30 colours and decorative wood patterns from the current Sedus collections are available for most desktops. Exceptions: see table on pages 14/15.




More than 30 colours and decorative wood patterns

Almost all table tops are available with a thickness of 19 or 25 mm, and it is possible to choose a different colour for the edge banding of the melamine table tops.

## Leg frame colours

The following frame colours are available for the add-on and side tables. Exceptions: see table on pages 14/15.



White



Black



White aluminium



Chromed/  
polished aluminium



Stainless steel



White beech\*



Black beech\*



Natural beech\*



Natural oak\*

\* for se:works side tables, the feet are additionally available in wood



# Beautifully designed

## Sedus colour schemes


A harmonious environment contributes significantly to well-being and productivity. Thoughtfully designed furnishings, pleasant material and surface combinations as well as the choice of colour accents optimally complement the overall appearance. The four colour schemes – Smart Balance, Urban Living, Soft Being and Multi Creation – can be used to design working environments and suitable add-on and side tables.

## Do you need support in selection, planning and implementation?

The experts from Sedus Workplace Consulting will make it easy to create the perfect design for your office. From analysing the floor plan and designing the concept to choosing the colours from the suitable colour schemes – everything comes from a single source.



## Smart Balance

light, reduced, calm, structured, functional, technical





## Urban Living

comfortable, respectable, elegant, urban, intense, timeless





## Soft Being

gentle, calm, balanced, natural, inviting, regenerative

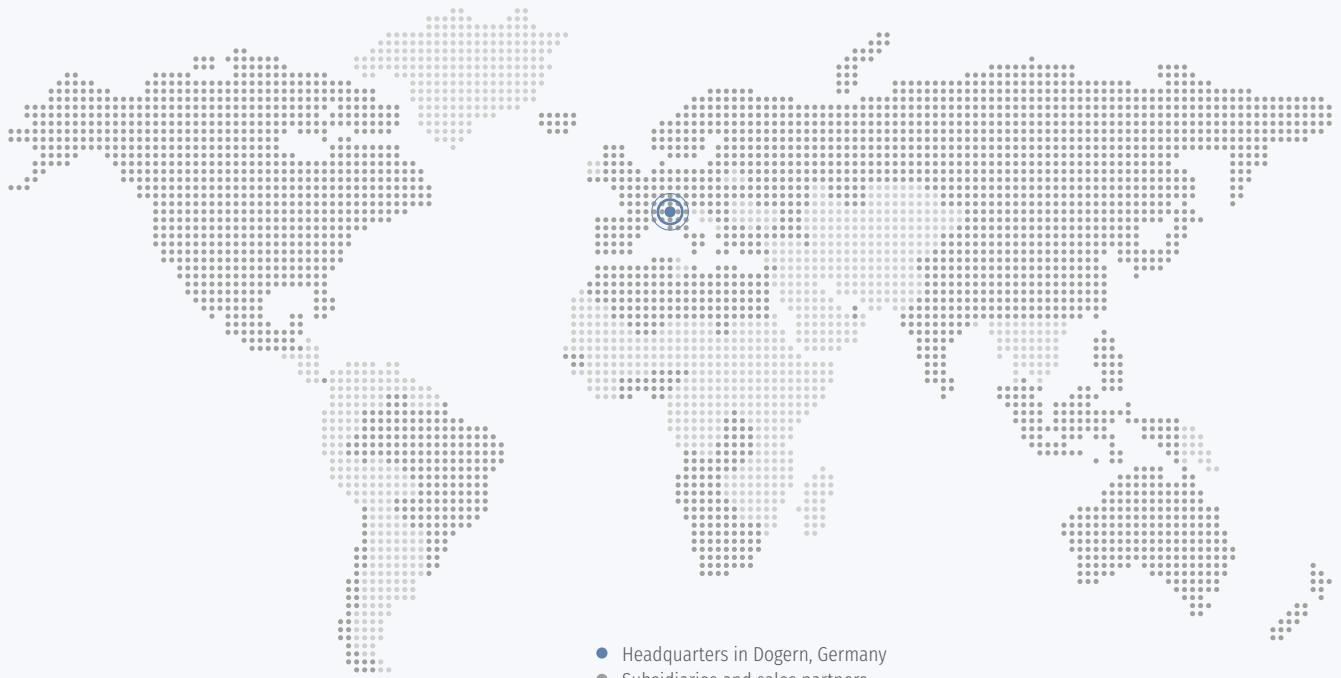


## Multi Creation

motivating, inspiring, creative, dynamic, active, open, free



# On site worldwide



- Headquarters in Dogern, Germany
- Subsidiaries and sales partners

---

## Visit us in one of our showrooms

- Austria: Vienna
  - Belgium: Erembodegem-Aalst
  - France: Paris
  - Germany: Berlin, Dogern, Geseke, Hamburg, Munich, Rhine-Main
  - Great Britain: London
  - Italy: Cadorago
  - Netherlands: Zoetermeer
  - Spain: Madrid
  - Switzerland: Rickenbach
  - United Arab Emirates: Dubai
- 



Would you like to learn, read and see more about Sedus?  
Visit us on our social media channels!

## ***“Add-on and side tables***

*are the optimal addition  
for bistros, lounge areas and  
spaces in which informal  
exchange takes place.”*

Sedus Design Team



[www.sedus.com](http://www.sedus.com)

